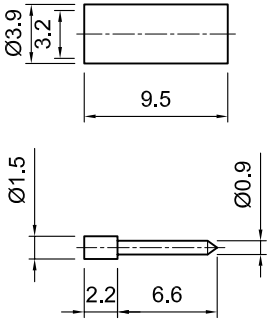
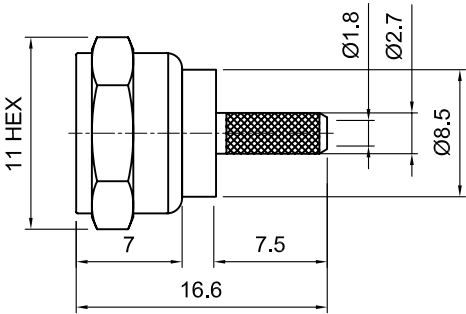



<b>Tolerances</b> 1-20=+/-0.2 20-30=+/-0.3 30-40=+/-0.4 40-50=+/-0.5 50-100=+/-0.75 100-300=+/-1.5 Angles=+/-1 <b>Dimensions are In Millimeters</b>	Revisions	Approved	Date
	Description/Approved/Date	M.H.	07/27/10
		Checked	Date
		M.H.	07/27/10
NOTES (plating thickness in micro-inches): 1. Per QQ-B-626 2. Per QQ-S-764 3. Per QQ-C-530 4. Per QQ-B-750	5. Per MIL-P-19468	Drawn	Date
	6. Per ZZ-R-765	K.R.E.	07/27/10
	7. Per WW-T-799		
	8. Gold pl. 5 min. over nickel pl. 50 min. over copper strike		
	9. Nickel pl. 100 min. over copper strike		
	10. Per QQ-P-35		
	11. Gold pl. 5 min. over nickel pl. 50 min. over copper strike		



ITEM	MATERIAL	FINISH	<div>  <div> <b>Lighthouse Technologies, Inc.</b>  9511 Ridgehaven Ct., Ste. B  San Diego, California 92123  Part Number:  <b>LTI-FSM11NT-179</b> </div> </div>		
Connector Body	Brass, Note 1	Nickel, Note 9			
Center Contact: M	Brass, Note 1	Gold, Note 11			
Insulation	Teflon, Note 5	--			
Ferrule	Annealed Copper, Note 7	Same as body			
Gasket	--	--			
Hex Nut	--	--			
Lock Washer	--	--			
			Description F series plug for RG 179, Nickel plated body, Teflon Dielectric Scale 1:1      Drawing No. FSM11-179      File Name FSM11-179		